
















Vowel Charts





















Vowel Chart

a	→		apple
e	→		elephant
i	→		igloo
o	→		octopus
u	→		umbrella

Vowel Chart

short		long
	a	
	e	
	i	
	o	
	u	

Vowel Teams

long A (a)				
long E (e)				
long I (i)				
long O (o)				
long U (u)				

POPEY Vowel Charts

POPEY Provincial Outreach Program for the Early Years


Using Elkonin boxes to Teach Orthographic Mapping

Why use Elkonin boxes?

- *it helps build students' phonemic awareness & phonics
- *it helps connect letters to sounds
- *it helps students hear and record all sounds in a word
- *it helps solidify left to right directionality

Once students are proficient with phonemic awareness:

- *You can transition to teaching **letter** boxes (this helps with spelling)
- *Students gain independence with this problem-solving strategy



When Readers Struggle: Teaching that Works – Fountas and Pinnell

POPEY Provincial Outreach Program for the Early Years

The process of using Elkonin boxes during Writing

- *Give the student a 'practice page' or white board
 - *When the student is writing and they come to a word they need to problem solve, model the use of Elkonin boxes on the practice page
- *Model the task for the student
 - *Say the word slowly and touch the boxes (or push objects into the boxes) as you say the word
- *Have the student try it themselves
 - *You may do the task together until the student can take over



Literacy Lessons Part Two – Clay

POPEY Provincial Outreach Program for the Early Years

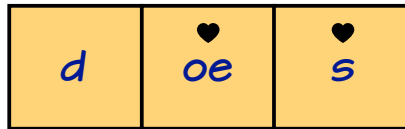
A large whiteboard area with ten horizontal lines for writing practice.

Orthographic Mapping

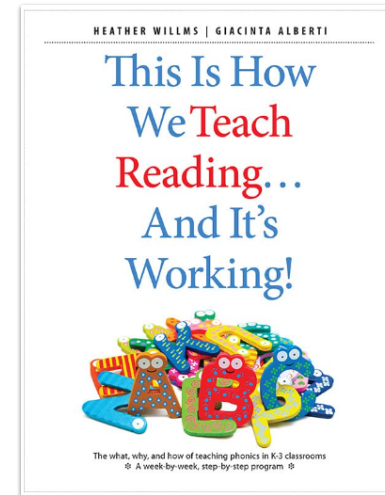
Orthographic mapping proposes that we use the pronunciations of words that are already stored in long-term memory as the anchoring points for the orthographic sequences (letters) used to represent those pronunciations.

Let's explore an Orthographic mapping routine for the word

does



Heather Willms & Cinta Alberti



Engagement deepens further as children actually deploy their developing phonics and spelling abilities to read and write texts to inform, persuade, entertain, and innovate.

–Nell Duke

Sources

Books, Blogposts & Presentations

[Movement into Reading – Ehri](#)

[The Big Five: Phonics-Orthographic Mapping – Wooldridge](#)

[POPEY Vowel Charts](#)

[Make Your Own Wordle](#)

[What Wordle Reminds Us About Effective Phonics and Spelling Instruction – Duke](#)

Word Matters: Teaching Phonics and Spelling in the Reading/Writing Classroom – Fountas & Pinnell

Conceptualizing reading: What have we learned from scientifically based reading research? Presentation by Lane

Lesley University Institute: Word Study: Teaching Phonics, Vocabulary, and Spelling in Grades K-3

The Fountas & Pinnell Phonics, Spelling, and Word Study System – Fountas & Pinnell

When Readers Struggle: Teaching That Works – Fountas & Pinnell

A Fresh Look at Phonics, Grade K-2 – Blevins

Literacy Lessons Part Two – Clay

Phonics From A-Z – Blevins

Units of Study in Writing – Calkins, The Reading and Writing Project

Videos

[Tik Tok Word Reading](#)

[Miles Music Kid on TikTok](#)

